


The pet shop has 3 dogs. They get 4 more. How many dogs does the pet shop have now?

$$\underline{\hspace{2cm}} + \underline{\hspace{2cm}} = \underline{\hspace{2cm}}$$





March Homework Calendar for Kindergarten

	Monday	Tuesday	Wednesday	Thursday
Week 1 <u>Sight Words</u> go see number	Dr. Seuss Day! Spell these words out loud: cot pot lot rot	Spell and write these words as fast as you can: hot not cot dot	Play "Simon Says" with your family! Count by 10s to 100!	How many words can you name that rhyme with "The <u>Cat</u> in the <u>Hat</u> ?" Write them.
Week 2 <u>Sight Words</u> no way could	What is the weather today? Draw a picture - write a sentence about your picture!	Spell and write as fast as you can: mop top sop bog dog fog hog	Play "I SPY" - I spy something that begins with /b/, /t/, and /p/.	Count the silverware in your kitchen. Do you have more forks, knives, or spoons?
Week 3 <u>Sight Words</u> people my than	Happy St. Patrick's Day! Spell out loud: rot pot got	Spell out loud: bop fop hop mop	Spell and write as fast as you can: bop rot pot hop mop hog dog	Read every night and have your child retell the story or draw their favorite part. Talk about words in the book.
Week 4 <u>Sight Words</u> first water been	Spell out loud: bug tug lug rug	Spell out loud: nut rut hut jut	Look for sight words in your library book - can you find: see, I, like, can, is, go, come, look, the...	Spell and write as fast as you can: bug nut lug hut

Sight Words to Practice: I, am, the, little, a, to, have, is, we, it, in, he, for, me, with, she, see, look, they, you, of, are, at, be, this, from, or, one, had, by, words, but, not, what, all, were, we, when, your, can, said, there, use, an, each, which, she, do, how, their, if, will, up, other, about, out, many, them, then, these, so, some, her, would, make, like, him, into, time, has, look, two, more, write, go, see, number, no, way, could, people, my, than, first, water, been



April Homework Calendar for Kindergarten

Read, read, read and enter it on your reading log!






	Monday	Tuesday	Wednesday	Thursday
Week 1 <u>Sight Words</u> called who that	Go outside and gather rocks. . <u>.count and sort</u> them!	Spell out loud: but hut rut	Go on a nature walk - look for spring things. . <u>.count</u> the petals on a flower~ count the leaves on a tree!	<u>Count</u> the eggs in your EASTER Basket? <u>Sort</u> them by color. . .which color is <u>more - less?</u>
Week 2 Read some fun books - <u>write</u> about your Spring Break!	<div style="border: 1px solid black; padding: 10px; font-size: 2em; font-weight: bold;">Spring Break - Have FUN!</div>			
Week 3 <u>Sight Words</u> its now find	Spell out loud: bun run gun sun nun pun	<u>Count to 100 ~</u> count by ones!	Spell and write as fast as you can: bun run but hut sun rut	Sort and <u>identify coins</u> in your home. . .how many pennies, nickels, dimes, and quarters did you find?
Week 4 <u>Sight Words</u> long down day	Spell out loud: bed wed red led	Spell out loud: wet yet get net	Spell and write as fast as you can: bed wed wet yet red net	<u>Count to 100 ~</u> count by ones!

Sight Words to Practice: I, am, the, little, a, to, have, is, we, it, in, he, for, me, with, she, see, look, they, you, of, are, at, be, this, from, or, one, had, by, words, but, not, what, all, were, we, when, your, can, said, there, use, an, each, which, she, do, how, their, if, will, up, other, about, out, many, them, then, these, so, some, her, would, make, like, him, into, time, has, look, two, more, write, go, see, number, no, way, could, people, my, than, first, water, been, called, who, that, its, now, find, long, down, day



Kindergarten HOMEWORK

May

	Monday	Tuesday	Wednesday	Thursday
Week 1 <u>Sight Words</u> did get come	Draw a picture of 4 animals - where do they live (habitats)? What do they eat?	Find a flower in your yard - Count the petals on the flower - find the stem and roots	Spell out loud: Ned Ted med led	Spell out loud: men hen pen
Week 2 <u>Sight Words</u> made may part	Make a list of words that rhyme with POOL 	Spell out loud: set pet bet	Spell and write as fast as you can: Ned men set Ted hen pet	Circle the sight words that you can read on the cereal box, in the newspaper, and in a magazine.
Week 3 <div style="border: 1px solid black; padding: 10px; margin: 10px auto; width: 80%;"> <h2 style="text-align: center;">Kindergarten Graduation Week</h2>  </div>				
Week 4 <u>Sight Words</u> was	<u>Count to 100</u> ~ count by ones, fives, and tens!	Make a list of words that rhyme with SUN. . . 	What are some SUMMER Safety Tips? *wear sunscreen *wear your bike helmet *wear your seatbelt	Have a wonderful summer! Be SAFE - Read lots of BOOKS! Off to 1 st grade

See back for a list of words to work on this summer!

Reading

Attached are several reading fluency passages. These are meant to practice reading fluency. Let your little ones read the passage, then you read the passage to them, then read it together, and then see how many words they can read correctly in a one minute timed period. Use the same passage for a week before moving on to the next passage.

I am Sam, I am Sad



See Sam.

"See me," said Sam. I am Sam.


"See me. I am Sam. I am sad," said Sam.

"See me," said Sam. "I am Sam."

"See me. I am Sam and I am sad," said Sam.

Sam said, "I am Sam. I am sad."

Mad Sam



"See me?" said Sam.

"I am Sam," said Sam.

"See me? I am mad," said Sam.

"See me? I am Sam. I am mad," said Sam.

"See me" I am mad. I am Sam," said Sam.

"See me? I am one mad Sam," said Sam.

Cass Has a Cat



This is Cass.

Cass has a cat.

"This cat is sweet," said Cass.

"This cat is Dee," said Cass.

"Dee is a sweet cat," said Cass.

Isn't it sweet that Cass has Dee the sweet cat?

Dan Can Sit



This is Dan. He can sit.

"I am Dan. I can sit," said Dan.

"It is sweet that I can sit," he said.

Dan can sit and sit.

"I can sit and sit," said Dan.

"It is sweet that I can sit and sit," he said.

He Has a Cat



This is Matt. He has a cat.

The cat is Nat. Nat the cat is with Matt.

Matt is not sad. Nat the cat is not sad.

Matt is not mad. Nat the cat is not mad.

Matt and Nat the cat seem sweet.

Matt needs Nat the cat. Nat needs Matt.

It is sweet that Nat the cat is with Matt.

Matt Has a Mitt



Matt has a mitt.

"I am Matt. This mitt is a sweet mitt," said Matt.

Matt has a hat.

"This hat is a sweet hat," said Matt.

"I need this sweet mitt," he said.

"I need this sweet hat," said Matt.

Nat and His Cat



This is Nat. This is his cat.

"This cat is Tim the cat," said Nat.

"Tim is a sweet cat," said Nat.

"This man is Nat the man," said Tim the cat.

"Nat is a sweet man," said Tim the cat.

"Tim is a hit with me," said Nat the man.

"Nat is a hit with me," said Tim the cat.

The Cow on the Road

Lots of men went down the road in a little car. A cow was sitting on the road. So the man ran to the cow. "We will lift this cow," they said. But the men did not lift the cow. "This cow is so fat we cannot lift it. The cow said, "I am not so fat. I can lift me." Then the cow got in the car. The men said, "Now we cannot get in the car." So the men sat on the road and the cow went home in the car.

The Talking Cat

The girl was going for a walk. She met a fat cat. "Can cats talk?" the girl said. The cat said, "I can talk, but I do not talk to girls. I talk to dogs." The girl did not like that cat. "I do not like cats that will not talk to me." The cat said, "I will not talk to girls." The girl said, "I do not like that cat, and I do not give fish cake to cats I do not like." The cat said, "I like fish cake, so I will talk to this girl." So the girl and the cat ate the fish cake.

The Dog and the Bath

We had a big dog. Her name was Sal. This dog liked to run and play. This dog did not like to take a bath. We said, "Come in, Sal. It is time to take a bath." We ran after her. We said, "Sal, if you come back and take a bath, you can have some corn." But she did not like corn. We said, "If you come back and take a bath, you can have some meat." But she did not like meat. We said, "If you come back and take a bath, you can read a book." The big dog came back and took a bath. Why did Sal take a bath? She liked to read books.

The Boy Asked Why

A boy named Don liked to ask why. His mother told him to stay in the yard. He asked, "Why?" So she told him why. She said, "We will eat soon." What did she say? Don dug a big hole in the yard. His brother said, "You must not dig holes in the yard." Don asked, "Why?" So his brother told him. His brother said, "Holes make the yard look bad." What did his brother say? Don got a can of white paint. "I will paint my bike white," he said. So he got the paint brush. And started to paint his bike. His sister asked, "What are you doing?" Don answered, "Painting my bike white." What did the boy say?

The Bug in the Ball Meets a Girl

A small bug had a home in a ball. He said, "I hope I can stay in this ball. I like it here." He went to sleep in the ball. He was having a good dream. He was dreaming of a fine party. Then he sat up. The ball was rolling. "What is going on?" he called. He looked from the little hole in the ball and saw a tall girl. She was rolling the ball on the floor. "What are you doing?" he asked. "This is my home. Stop rolling it on the floor." The girl picked up the ball and looked at the small bug. Then she dropped the ball. "Oh," she cried. "There is a bug in my ball. I hate bugs." The ball hit the floor. It went up, and then it went down. Then it went up. The bug was getting sick. "Stop that," he called. "I don't like a home that goes up and down." The tall girl bent down and looked at the bug. She said, "This is my ball. So go away." The small bug looked up at the girl and started to cry.

Walter Kicks the Ball

Walter was ready to kick the ball. The boys and girls on the side of the lot were saying, "Don't let Walter kick."

But Walter did kick. Another boy held the ball. A tall boy from the other team almost got to the ball, but Walter kicked the ball just in time. The ball went like a shot. It went past the end of the lot. It went over a tall wall that was next to the lot. It almost hit a car that was on the street.



The boys on Walter's team looked at Walter. The boys on the other team looked at Walter. One boy from the other team said, "That ball went all the way over the wall. I did not think that a small boy could kick a ball so far."

The boys and girls on the side of the lot cheered. "That's the way to kick, Walter," they called.

Writing at home


At this point in the year, your little one's writing is amazing! There are a few tricks to get your child to write if they are reluctant. Help them brainstorm descriptive words about the picture. "He is..." Help them start by writing sight word sentences. "I see the... I like the..." If they still are not wanting to write independently, you can always write their thoughts in a yellow marker and have them trace it. USE THIS AS A LAST RESORT!!! I get them to go word by word. If it's a sight word, they shouldn't need to sound it out. If it isn't, or they can't remember the spelling, tell them to "make the sounds and write them down." We pat on our arms to pull out sounds.

They will know what this means. Some of our kiddos are writing independently without any help. To enrich them, ask them to add a setting, or problem and solution to their stories.




Name _____

*Read a story. Retell the story by drawing dictating or writing about the story.




Name: _____

Date: _____



Name: _____ Date: _____

Choose your favorite book. Independently write at least two reasons and illustrate why this is your favorite book.



Sight Words

This packet includes a list of the first 80 sight words of the year. It also includes ideas and games to help your little ones practice these sight words and a few premade (ready to cut out) sight word cards to use.

Please practice reading sight words with your little ones on a daily basis. They are required to read 30 sight words in one minute by the end of kindergarten.

Kindergarten Sight Words

the	are	name	one
and	see	was	can
to	with	five	not
is	six	as	all
nine	blue	up	about
that	for	his	we
of	he	I	eight
a	it	at	yellow
in	you	this	be
from	two	by	your
ten	seven	have	said
or	had	words	there
like	three	too	each
they	on	four	do
but	what	were	their
date	look	when	us
pink	an	she	how
if	orange	about	many
them	these	other	will
black	then	am	red

The goal for the end of the year is for students to read 30 sight words TIMED in one minute.
Practice, practice, practice these words with your little one!

Letter Fluency

These sheets are made to help your child with letter and letter sound fluency. Have your child sweep their finger across each letter while saying the name and sound of it. We suggest doing this at least 3 times before moving onto the next sheet. You will notice your child becoming more confident as their fluency increase!

Letter Naming Fluency Practice

Have your child point to the letter and say its name. You can also practice letter sounds using this sheet. Practice by seeing how many your child can identify in a minute.

a c j Z f h i q y H t T o J

Q B p d r R s U m N A b E

e L Y S g k M F D J u v z

I C a c h Y n N o Q D g i

B G o A m x X z P u e q Y

n E q d l r S W w G T y k

K t U O s z X M P v V c f

F e y w S o j l L a A d p u

s v L d f i m y G Q W Z z

x T Y g p U k m x o B A I

c o a g F B H b s c p e l s

C r R L p m g t b a J X V
D B T l n y e o d w f Y h
A B C D E F G H I J K L M
N O P Q R S T U V W X Y Z
a b c d e f g h i j k l m n o
p q r s t u v w x y z
Z Y X W V U T S R Q P O N
M L K J I H G F E D C B A
z y x w v u t s r q p o n m l
k j i h g f e d c b a

Name Writing

It is important for your little one to be able to writing their first and last name before heading to first grade. Attached are copies of the papers we use to sign in when we get to school each morning. Have your little ones practice writing their full names at home each day!

Name Practice

A handwriting practice sheet with 10 sets of three horizontal lines. Each set consists of a solid top line, a dashed middle line, and a solid bottom line. The first set is pre-filled with the text 'Name Practice' in a cursive font. The remaining nine sets are blank for practice. The sheet is enclosed in a rectangular border.

Math


There are lots of math skills you can work on with your little ones at home. We work daily on counting to 100 by ones and by tens. They also need to be able to count objects and tell how many. In this packet, I have included greater than, less than papers, writing to 30, and addition and subtraction word problems. I have also included a numeral identification sheet for you to help you little one identify numerals 1-100.

Please practice these numbers in random order with your child every day.

19	39	93	76	2	92	94	61
91	18	38	82	60	28	75	42
63	3	17	50	30	89	79	1
51	37	64	16	78	27	80	49
77	42	4	52	15	65	36	6
44	21	25	83	5	14	66	40
53	9	35	87	7	45	13	54
84	69	22	68	10	31	55	12
97	96	47	56	32	46	70	95
86	57	98	20	71	99	85	48
29	81	90	8	62	41	35	59
74	26	58	24	67	33	23	11


The pet shop has 3 dogs. They get 4 more. How many dogs does the pet shop have now?

$$\underline{\hspace{2cm}} + \underline{\hspace{2cm}} = \underline{\hspace{2cm}}$$



Konner has 6 sandwiches. Anna gives him 3 more. How many sandwiches does Konner have now?

$$\underline{\hspace{2cm}} + \underline{\hspace{2cm}} = \underline{\hspace{2cm}}$$




There are 6 unicorns
living in a field. One day
4 of them move away.
How many unicorns are
left living in the field?

$$\underline{\hspace{2cm}} - \underline{\hspace{2cm}} = \underline{\hspace{2cm}}$$












There are 9 dragons
flying. 3 of the dragons
land on the mountain.
How many dragons
are still flying?

_____ - _____ = _____




Which number is BIGGER?

Directions: Circle to biggest number.

 14 11	 15 19	 15 13
 16 18	 13 12	 5 8
 10 17	 4 9	 20 17

Which number is SMALLER?

Directions: Circle the smallest number.



16 14



12 18



8 10



9 7



15 19



11 15



13 17



18 13



4 6

Help the Billy Goats Get to the Bridge

Directions: Fill in the missing numbers along the path to help the Billy Goats Gruff get across the bridge to the grassy hill.

START →

1

4

7

10

13

14

17

19

22

24

27

30

The path consists of a series of circles connected by lines. The numbers are placed in the circles. The path starts at a circle with the number 1, which is next to an arrow labeled 'START'. The path then goes up to a circle with 4, then down to 7, up to 10, down to 13, up to 14, down to 17, up to 19, down to 22, up to 24, down to 27, and finally up to 30. The path ends at a bridge with a troll on it. There are three goats at the start and a grassy hill at the end.